



Status - Indian Electrical Industry

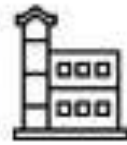
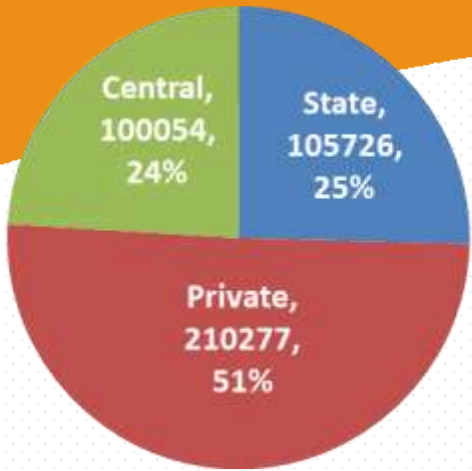
April to Mar

2022-2023

Indian Power sector till Mar 23

Installed Generation Capacity as on 31 Mar2023 is 4,16,059 MW

15,275 MW generation capacity added in FY 23, 92% is from renewable energy



Conventional Capacity Addition
1,580 MW
Target FY23 8830 MW

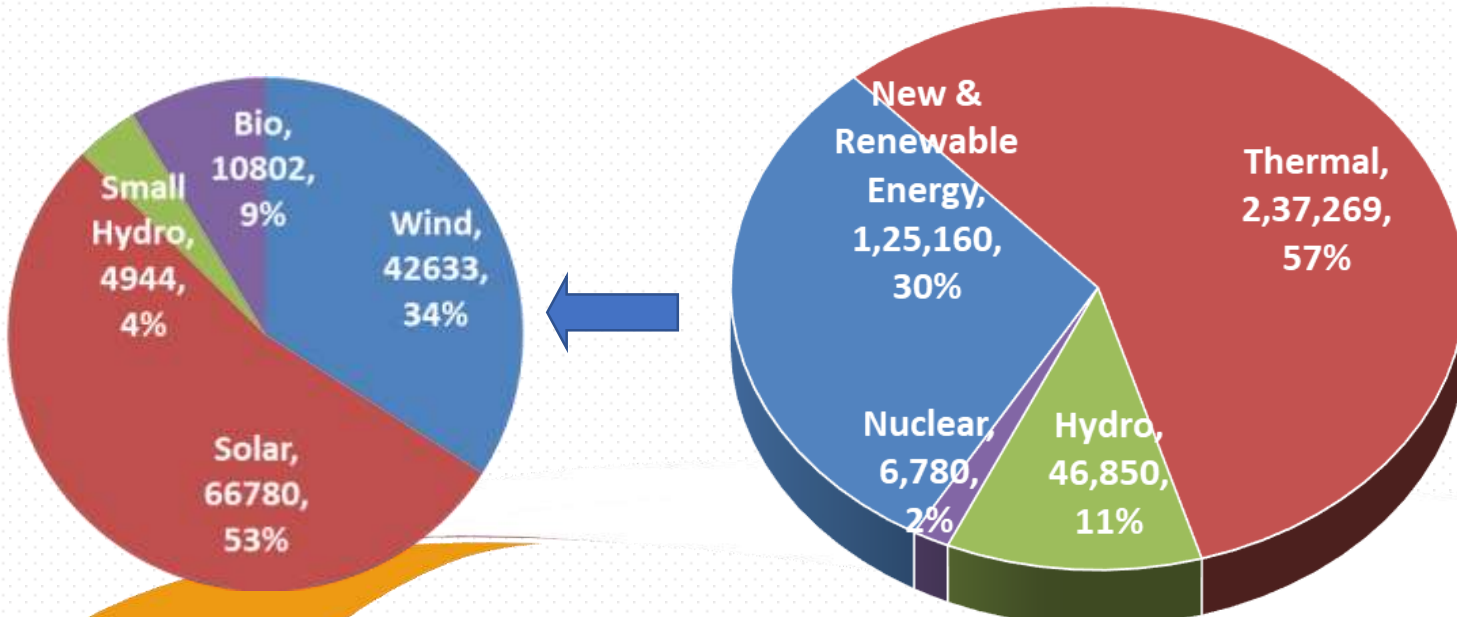


Renewable Capacity Addition
15,275 MW in FY 23



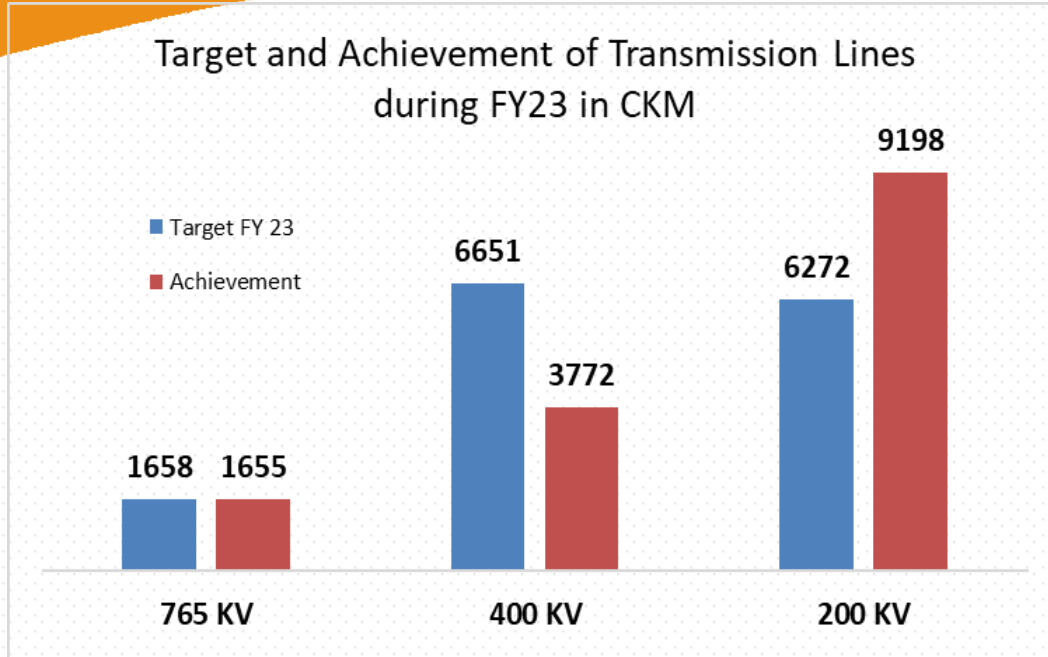
Transformation Capacity addition
75,902 MVA
Target FY23 78,959 MVA

Status of Power Generation till Mar 2023



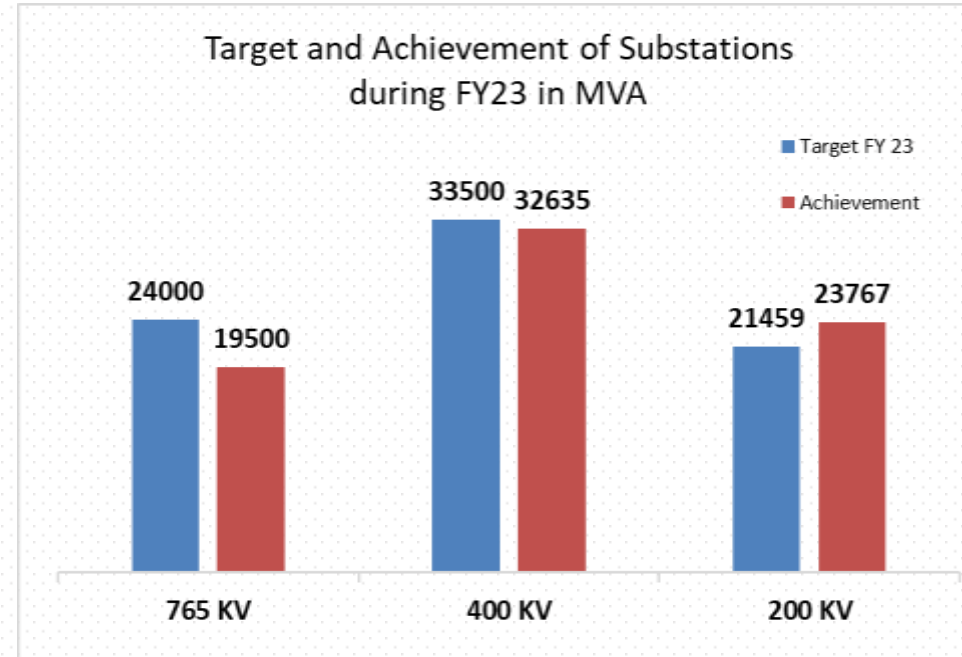
Transmission Line addition
14,625 CKM
Target FY23 14,581 MW

Indian Power sector till Mar 23



Transmission Lines:

14,625 achieved up to Mar 23 against annual target of 14,581 CKM of FY23 (100%)



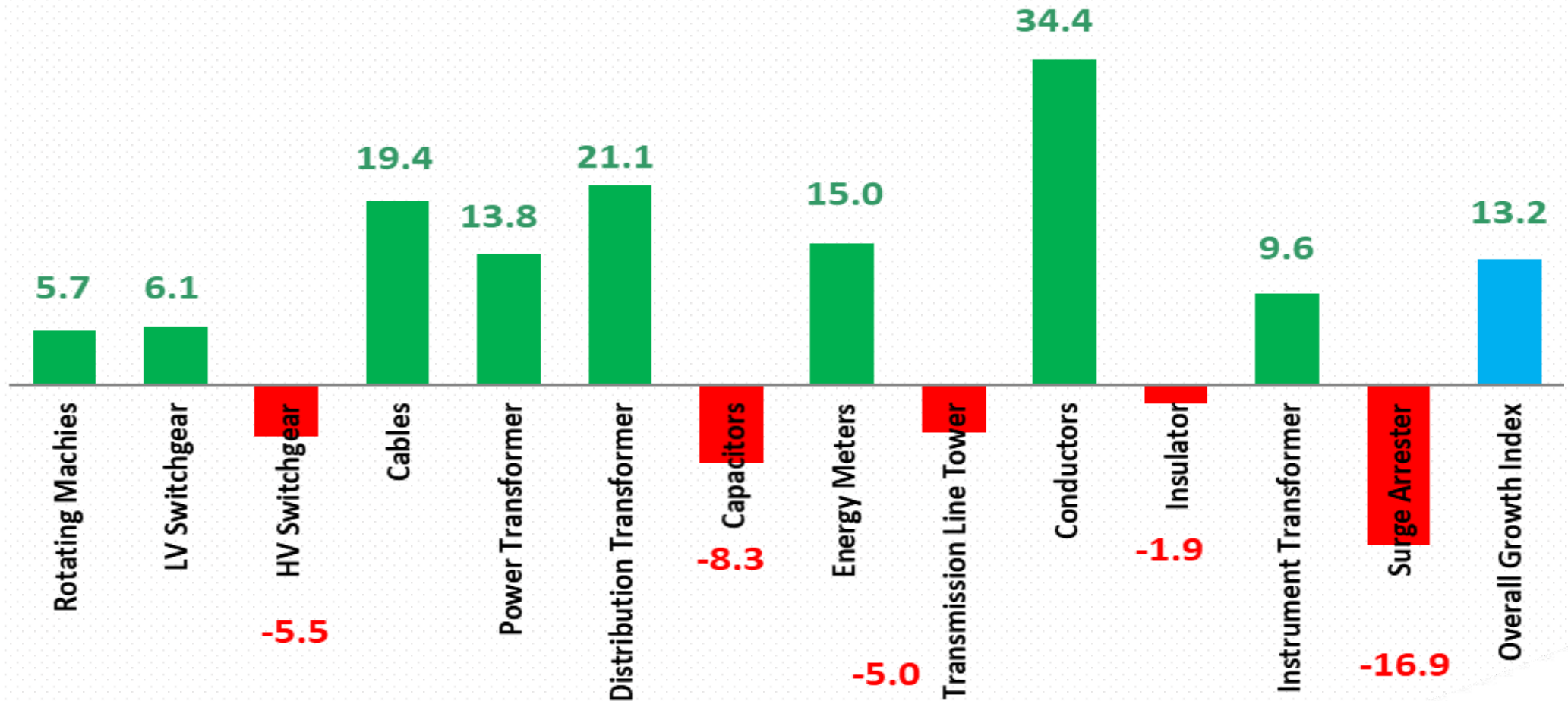
Transformation Capacity (Sub-Stations):

75,902 MVA achieved up to Mar 23 against annual target of 78,959 MVA of FY23 (96%)

In Transmission Lines and substations target for 200 KV is over achieved
Focus will be on 400 KV Transmission lines

Growth Index for Electrical Equipment industry

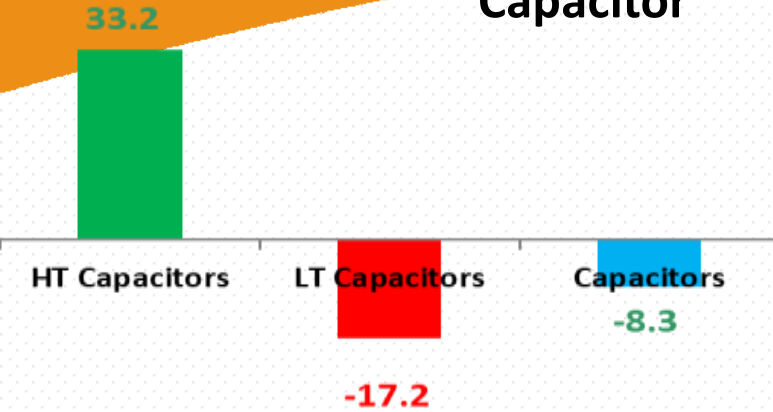
Apr 2022 – Mar 2023 compared with Apr 2021 – Mar 2022



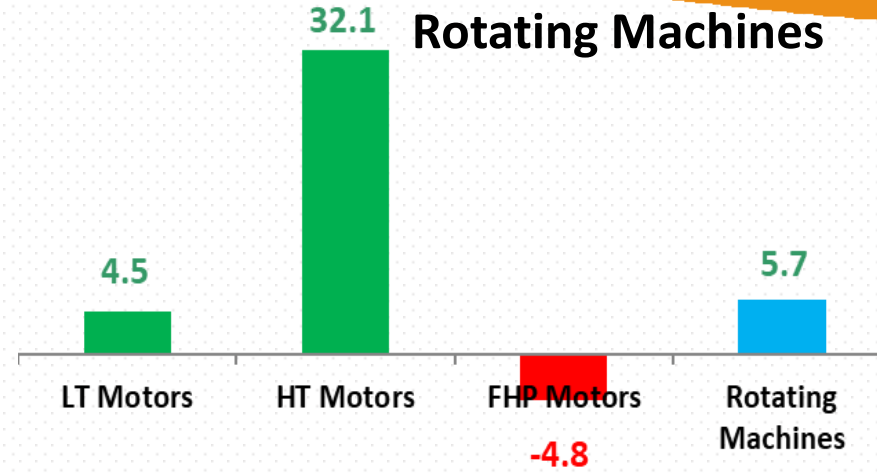
Growth sectors - Cables, Conductors (supported by EXPORT), LV SWGR, CTPT, Motors
Declining Sectors – Capacitor, TLT, HV SWGR (GIS)
MV segment shown growth for most of the products

Sector wise break-up of % Growth Index Apr 22 – Mar 23 over Apr 21 – Mar 22

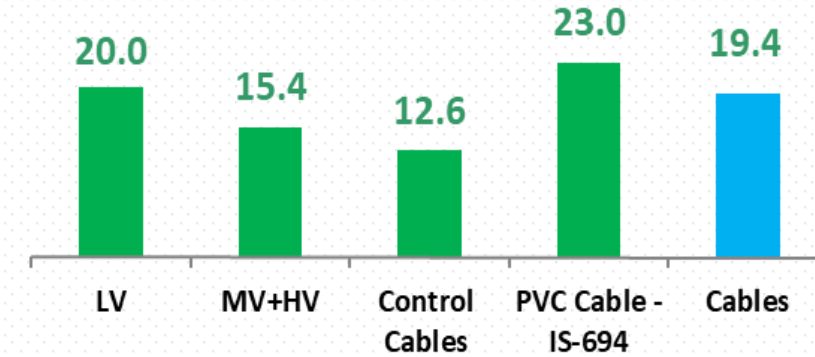
Capacitor



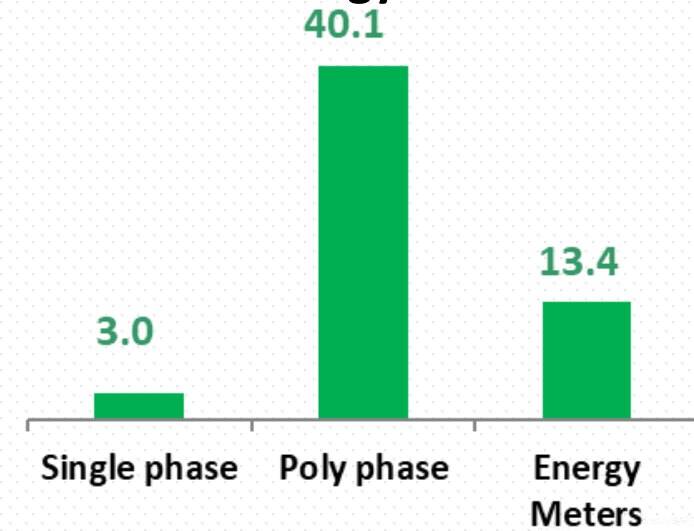
Rotating Machines



Cable

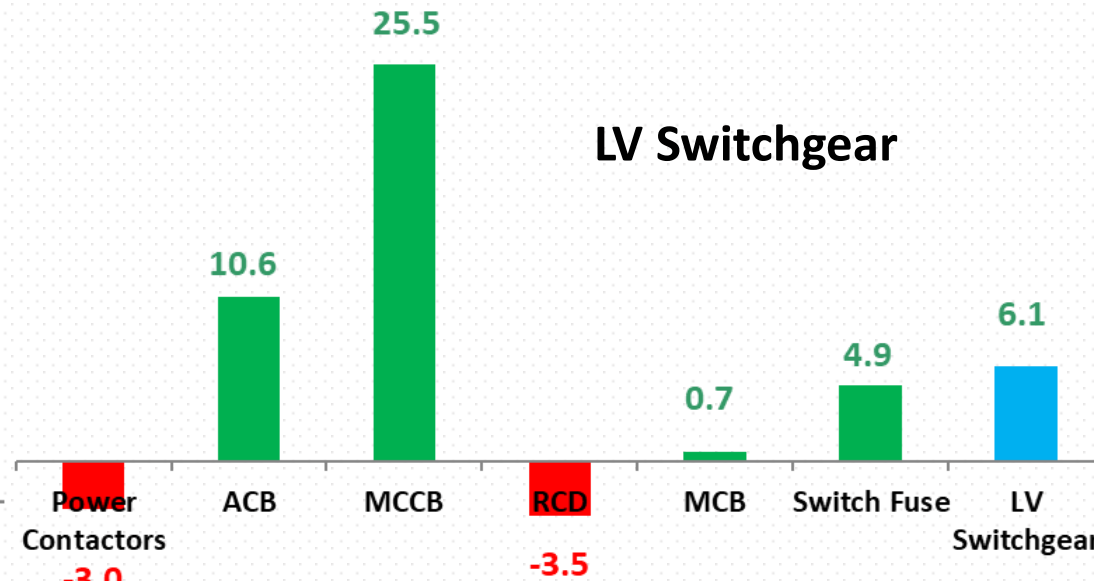


Energy Meters

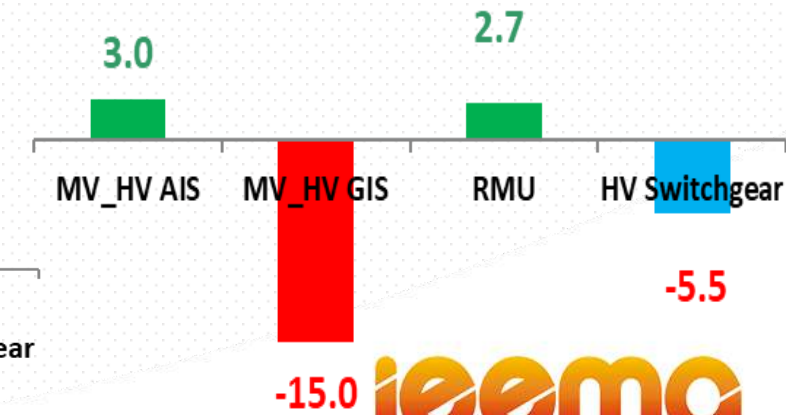


Energy Meters - increase for Smart Meters

LV Switchgear



MV-HV Switchgear



Detailed Growth Index for Electrical Equipment Industry

Product Category	Apr - Mar 23 comapred to Apr - Mar 22	Product Category	Apr - Mar 23 comapred to Apr - Mar 22
L.T. Motors	4.5	HT Circuit Breakers - AIS	3.0
FHP Motors	-4.8	MV_HV GIS	-15.0
H.T. Motors	32.1	RMU	2.7
D.C. Machine	-10.1	HV SWGR	-5.5
Rotating Machines	5.7	Power Contactors	-3.0
Power Cables: LV	20.0	ACB	10.6
Power Cables: MV+HV	15.4	MCCB	25.5
Control Cables & other Special Purpose Cables	12.6	RCD	-3.5
PVC Cable - IS-694	23.0	MCB	0.7
Cable	19.4	SDF	4.9
Distribution Transformer	21.1	LVSWGR	6.1
Power Transformer	13.8	Switchgear	4.3
Transformer	17.5	Current Transformer	5.3
Single phase	6.9	Voltage Transformer	20.3
Poly phase	35.8	Instrument Transformer	9.6
Meter	15.0	Polymer	-14.0
Conductors	34.4	Porcelain	-24.1
Transmission Line Towers	-5.0	Surge Arrester	-16.9
Tramsmission Lines	13.4	Porcelain	3.3
HT Capacitor	33.2	Composite	-15.2
LT Capacitor	-17.2	Insulator	-1.9
Capacitor	-8.3		

**Overall Electrical
Equipment Industry
Growth Index**



Apr - Mar 23
comapred to
Apr - Mar 22

13.2

Quarterly % Growth Index for Electrical Equipment Industry

Comparison with same Quarter of previous year

Product	Q1 FY 22 compared to Q1 FY 21	Q2 FY 22 compared to Q2 FY 21	Q3 FY 22 compared to Q3 FY 21	Q4 FY 22 compared to Q4 FY 21	Q1 FY 23 compared to Q1 FY 22	Q2 FY 23 compared to Q2 FY 22	Q3 FY 23 compared to Q3 FY 22	Q4 FY 23 compared to Q4 FY 22
Rotating Machines	177.5	37.7	12.1	-13.3	29.6	-6.0	-1.1	9.5
LV Switchgear	134.1	27.8	0.4	7.7	12.5	1.4	2.2	10.5
HV Switchgear	100.4	119.5	57.0	47.6	10.0	-8.5	-9.4	14.5
Cables	8.9	24.0	30.6	25.7	54.5	14.9	22.2	2.6
Power Transformers	63.7	-5.3	-15.8	-7.1	22.9	37.7	26.1	8.8
Dist Transformers	23.3	-2.4	-5.5	-14.3	29.4	7.6	23.5	51.8
Capacitors	60.1	65.1	-2.5	43.8	26.2	-6.1	-9.4	-22.4
Energy Meters	99.3	17.8	-13.9	-2.1	-12.5	12.7	31.2	22.7
Transmission Lines	31.2	-3.0	-3.6	-7.1	-10.0	-7.7	-3.2	10.5
Conductors	23.5	-3.3	0.8	-15.6	-10.0	30.1	63.4	51.5
Insulators	19.9	28.6	-14.2	-13.1	9.1	-0.7	6.5	15.4
Electrical Equipment Industry Growth Index	60.5	22.4	12.5	9.8	28.4	9.7	16.1	12.6

Except for Capacitors, all product segments shown growth in Q4FY23

Import and Export data

Source: DGCIS

ITC codes	Product Groups	April - Mar FY 2022-23		April - Mar FY 2021-22		Domestic % Growth FY23 over FY22
		Import	Export	Import	Export	
		Value in Rs. Crores		% Variation		
8501 excl. 850110 & 20	Motors & AC Generators	7435	4292	34	20	5.7
850423	Power TRF	212	949	-18	-23	13.8
850421-22, 850433-34	Distribution TRF	604	2607	5	64	21.1
853210	Capacitors	682	340	163	-7	(-) 8.3
8535, 853720	HV SWGR incl. Panels	1397	2650	-7	14	(-) 5.5
8536, 853710	LT Switchgears incl Panels #	16646	12401	30	21	6.1
854442/49/60	Cables - LV & HV	1734	6890	21	54	19.4
902830	Energy Meters	45	349	73	2	15.0
73082011/19	Tr. Line Towers	41	2375	128	-47	(-) 5.0
7604 & 7614	Conductors	797	5504	9	67	34.4

- Import – top countries - China (37%), Germany, Singapore
- Export – top countries - USA, Germany, UK

Engage on IEEMA Social Media Platforms



follow-ieema



@tweetieema



followIEEMA



ieema-electrifyingindia